



# The Vermilion Bay Light


The Monthly VBYC Newsletter

2100 Verot School Road, Suite 8, Lafayette, Louisiana 70508 337-216-4564  
October 2010

Come  
See  
What's  
New at  
The Bay!

## A word from Jason about discovering...

Those of you who met my mom last December know well that she has loads of interesting sayings, many of which I have appropriated, mainly because they're little truisms that apply to many day-to-day situations. One of my favorites is this: *Es ist kein Meister vom Himmel gefallen* — No master ever fell from heaven. One of my favorite activities at the shop is to teach new knitters and crocheters or to teach a project class like a first sweater or first sock. It's an adventure of discovery: new techniques and nuances for the knitter and new teaching challenges for me. Everyone is different and no one comes to a project in exactly the same way. One thing is common to everyone who is just starting out on something new: an uncertain awkwardness with the needles or the hook resulting in uneven stitches. For first projects, it's the uncertainty that what was just cast on will eventually work itself into the finished garment. No master ever fell from heaven. When you're doing something new, don't be hard on yourself. Take your time, and celebrate the big loopy stitches or the vice-grip tight ones, the holes, and the unplanned increases. If you're casting on a sock for the first time, or launching your first sweater project, just keep knitting. Mastery comes through the E-word: experience. The more we work at all this, the better we get. That first swatch is the proof: as it grows longer, the work becomes more consistent, and the stitch count starts to stay the same. No master ever fell from heaven. Once you've started the back of the sweater and reached the armhole shaping, things start making sense — at least more sense — and the other pieces are a snap. After that first heel is turned, the second sock is child's play. Fiber work is certainly a "learn by doing" activity. And I'd add this: the learning really never ends. There are always new challenges and new techniques. No master ever fell from heaven. Allow yourself the pleasure of the adventure!



## Ask Stuart...

**Q:** What's a selvage stitch?

**A:** The pain humans get in their sides when the bartender says he's out of olives, and you'll have to settle for a cocktail onion. For knitters, it's the first and last stitch of the row. Jason tells me that if the edge is going to be seamed with another piece (like the front and back of a sweater), it's best to knit the first and last stitch on every row. This knitted stitch forms a clean, less bulky edge that's a snap to seam. Some patterns even designate these edge stitches as "selvages". When they're called by name, the pattern counts generally do not include these stitches. If you're designating the first and last stitch as a selvage, your pattern may actually include them in the stitch count, so count them. Knitting the edge stitches takes care of that whacky big loop everyone hates, and can make a rather pleasing edge, even if the edge isn't destined for a seam. If you want to make your edge really swanky, do this: Slip the first stitch with the yarn in front, work your row, then knit the final stitch. Do this on every row. The result is a nifty "crochet chain" edge. Jason recommends this sort of edge only if there's no seam (like the edge of a scarf), because he finds that seaming edges with this sort of finishing is more tedious, sort of like skewering that last olive swimming in the brine.



## Start Packing!

The date is practically here, folks. In a couple weeks, we'll be meeting up in New Orleans to embark on Carnival Triumph for a week-long knitting adventure. Many thanks to our expert travel coordinator Jane Hebert whose monster job it has been to assemble documents, field questions, make on-board arrangements for us, obtain the proper permissions, and generally guide our preparations to run so smoothly. Travel Machine, VBYC, Knits by Nana, and Sugarland Yarn: guaranteed safe passage for an amazing fiber week at sea! Welcome Aboard!

VBYC will be **OPEN** according our regular schedule during the week of the knitting cruise! Those of you who are waiting for the next cruise trip may continue to enjoy your favorite yarn shop throughout the week of October 16th.



Visit us online at the knitting blog:  
[Vermilionbayyarn.blogspot.com](http://Vermilionbayyarn.blogspot.com)



### Perfect for travelers

Fiber folks are mobile these days, and so are their projects. Grab those socks in progress, slam them into the hip holster, and head out. Cram the sweater and everything you need into the messenger and hit the road. Namaste gear. Way cool. Bags for the journey.



### What Virtuous Yarn, This

Four hundred yards of amazing color on one hank: Schaefer Laurel. Vibrant colorways that arrange themselves unexpectedly, always pleasing to the eye and flattering to the wearer. What to make with it? Anything! If you're looking for your first go with Laurel, try the Criss Cross Wrap. It requires 2 hanks.



**Gift Idea #8974762b:**  
**The Knit Kit.**  
Everything a fiber fan needs.  
All in one place.




### Worsted Weight Wool

When you need a good, reliable worsted weight wool (and we all do), choose Nature Spun worsted from Brown Sheep. It's available in a vast spectrum of colors and has almost 250 yards of high quality wool on one ball. And besides, Brown Sheep yarns are 100% made in the U.S.A.



### Soft like Buttah!

Cascade Eco Alpaca. Great feel at a small price! Almost 200 yards per hank!



### Cover to Cover Fabulous!

This season's Burda Verena is here and it's cover to cover fabulous! Spot on designs in terrific yarns! Verena is one of our most favorite fiber work magazines because it's page after page of designs — that you'll love to create and love to wear. Burda Verena. In stock now!



### Three in One.

A trinity for your project! It's the Boye 3 in 1 tool: a magnificent gauging device that will help you sort out the mysteries of needle size and their vague ratios with yarn weight. Turn the wheel and voila! The sweater fits! Can't decide which hook to use? Dial in the yarn weight and make the correct choice! 3 in 1!



### Veni, Vidi, Nodavi



As Caesar declared, having encircled the Helvetians while single-handedly creating a new pair of socks with Brown Sheep Wildfoote sock yarn on a set of birch wood double points. "I came, I saw, I knitted". Calpurnia didn't care. Actually, she was happy to have Julius out of the villa for a while. They both knew

that Gallic War stuff was just a far flung excuse for him to knit in the country. These days, men don't need to build an empire to sit around with others for some fiber relaxation. That's why there's Men's Knit Club. Mondays 6pm-8pm.

### Socks for Groovy People

Two mini skeins of Brown Sheep Wildfoote sock yarn make one pair of the grooviest, niftiest socks you'll ever own. Wildfoote is available solids and hand paints!



Indisposed?  
We Ship!

**BUY GIFT CERTIFICATES!**

### Lamb's Pride

It's called that for a reason, folks. A perfect blend of wool and mohair for the coziest, softest all-purpose yarn. Use it for the typical scarveshats projects, as well as for sweaters and even afghans. If you're a felter, Lamb's Pride is the ticket. Double strand it on size 13's and throw it in the wash for the best felt you've ever made!



**50% off Sale!**

**All Lana Grossa Yarns**  
**All Debbie Bliss Yarns**

# CLASSES IN OCTOBER

Saturday, October 16: 10:30am Carried Threads Hat  
 Saturday, October 23: 10:30am Cabled Beret  
 Saturday, October 30: 10:30am Felted Slippers



What's your screen name?



**Classic Elite Kumara**  
 Pasture and Desert unite in Classic Elite Kumara. Merino wool and camel hair together make a soft

yarn with a slightly ruddy complexion. It's a classy yarn for a classy look. Merino and Camel: Kumara.

## Knit Café

Join us every Tuesday night at Vermilion Bay Yarn from 6pm-8pm for our weekly Knit Café potluck get-together. Everyone is welcomed. Bring your fiber project, scope out your favorite seat, and enjoy the evening at VBYC!

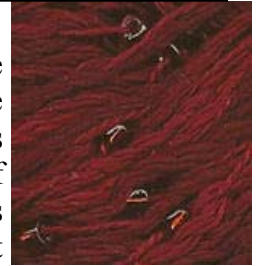
*The secret to my defeat of the Spanish Armada is my lace knitters' use of Silky Alpaca.*

**Classic Elite Silky Lace Alpaca.**  
 Fit for a queen.



## Tilli Tomas Beaded Plie

Transform any simple lace project into a masterpiece when you use Tilli Tomas 100% silk Beaded Plie. If you've worked with beads in knitwork, you know it can be a hassle, but not with Beaded Plie. The beads are strung alongside the silk DK yarn and fall into your work effortlessly! Your piece will dazzle in the light with illuminated stitches. Colors change out at the shop quite often, so if you're a Tilli fan (and how could you not be?!), check often for new colors! If it's silk and beads, it's got to be Tilli, the mistress of elegance!



## Custom Knitting

Pressed for time? The Vermilion Bay Yarn Company offers custom knitting services. Choose your yarn and receive your completed garment.

## Hats, Hats, Hats!

Learn an interesting new technique of carrying threads on the right side to produce a lovely smocked effect. Want to practice cables? Make a cute cabled beret! Sign up now!




## In the beginning came clogs...

And they were good. And now there are slippers, and they're *fantabu-tastic!!* A classic design for a classic shoe. Felted slippers similar to these have existed since, well, people have had feet. Felt is the traditional material for them, and folks have worn them for centuries. Learn to make them at VBYC on October 30!



## Filatura di Crosa: New Smoking

This amazing yarn is called New Smoking. First off, hold your horses. "Smoking" is Italian for "tuxedo" (same in German, actually, but I digress). It's a fine, metallic filament yarn you can work by itself or carry along with another yarn to create elegant, shimmery effects for more formal garments — or everyday garments too — that you'd like to sparkle! Just in time for Christmas and New Year's projects! Mardi Gras too! Be the belle (or beau) of the bal with accents in New Smoking!



## Color Tip:

Remember that colors are not absolutes, and neither are yarns. "Baby yarn" can mean one thing to Harriet, and another to Tom. Red is bold and bloody to Susan, but a bright, jolly tomato to Betty-Francine. Having a visual helps: a sample or a picture. Two humans trying to match colors in each other's mind's eye is a difficult (if not impossible) task!



## Sunday Tea

Every Sunday afternoon, we gather for "tea" at VBYC. Come relax on a cool fall afternoon! Bring your projects! Sundays 1pm-5pm.

## When are Y'all open?

The Vermilion Bay Yarn Company is open Mon. Noon-8pm, Tues. 10am-8pm, Wed. 10am-6pm, Thurs. 10am-6pm, Fri. 10am-6pm, and Sat. 10am-4pm. **Men's Knit Club**, Mondays, 6pm-8pm  
**Knit Café** Tuesdays, 6pm-8pm. **Sunday Tea**, 1pm-5pm